

ZOOMLION TRUCK CRANE ZTC600R542



ZOOMLION

Zoomlion Heavy Industry Science & Technology Co.,Ltd.

Add: No.677, Lugu Road, Zoomlion Industrial Park, Changsha, Hunan, China, 410205

Copyright©2020 Zoomlion. All rights reserved. Reproduction and copying of any part of contents is not allowed for any purposes without Zoomlion's approval.



Product specifications are subject to change without notice and obligation. The photographs and/or drawing in this document are for illustrative purposes only. Please consult your local ZOOMLION dealer for more information.

website:en.zoomlion.com 2020.12.14

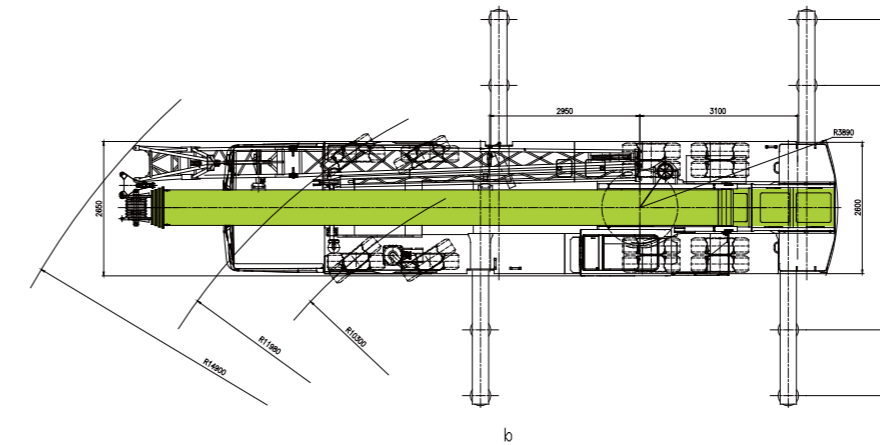
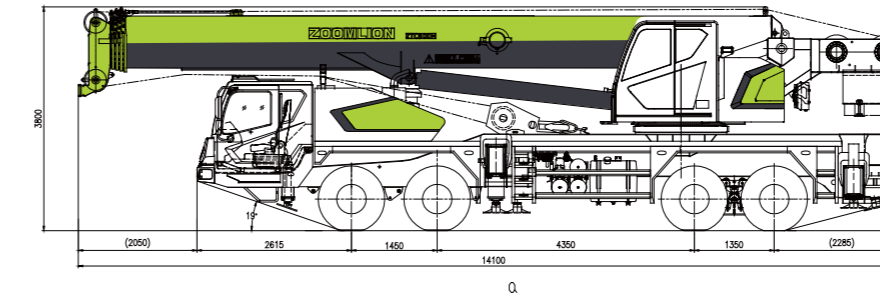
ZOOMLION

4.0
PRODUCTS

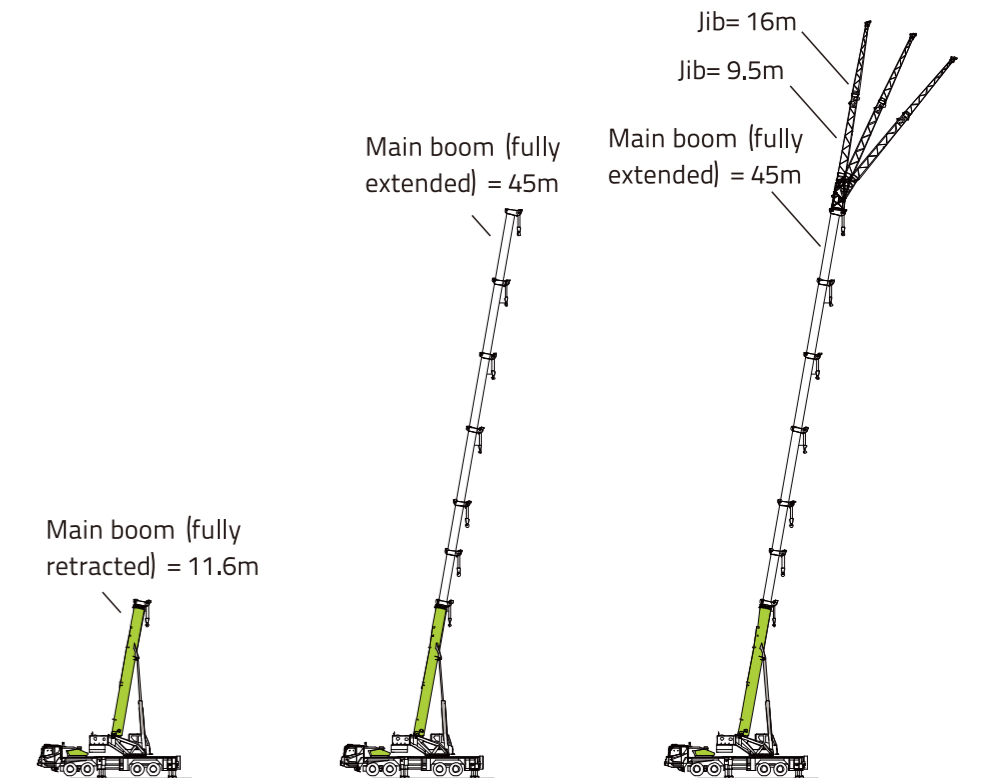
CONTENTS

DIMENSIONS	2
BOOM / JIBS COMBINATION	2
CRANE AND COMPONENT WEIGHTS	3
LIFTING HEIGHT CURVE	3
LIFTING CAPACITY TABLES	4-9
TECHNICAL SPECIFICATIONS	10
MAIN TECHNICAL PARAMETERS	10

DIMENSIONS





BOOM / JIBS COMBINATION








CRANE AND COMPONENT WEIGHTS

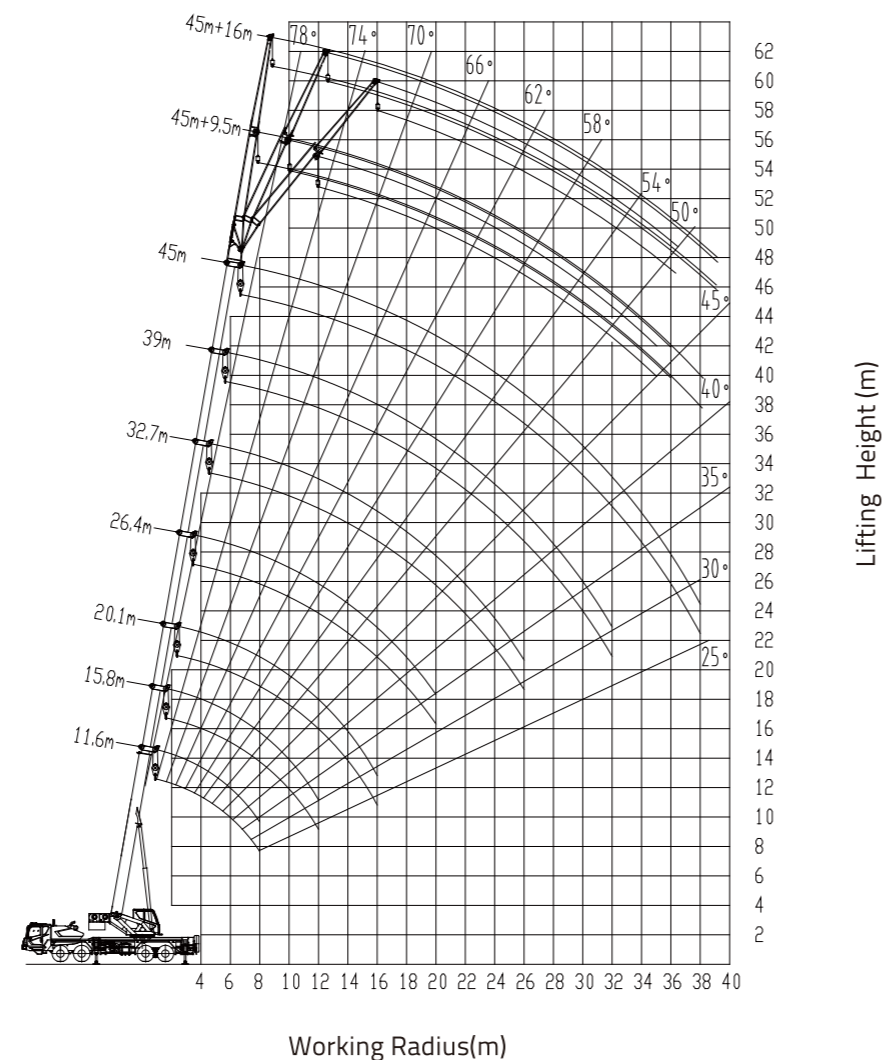
Hook Load				
Hook Load T	No. of Sheaves	No. of Lines	Weight Kg	Remark
60	6	12	510	standard
5	0	1	140	standard

Axle	1	2	3	4	Total weight
T	7.8	7.8	13	13	41.6

Working Speed		
	km/h MAX.	
13R22.5-20PR	48	44

Drive	Operation Speed	Rope diameter/length	Max. single line pull
	135m/min at 4 th layer	Φ 17mm/210m	5000Kg
	120m/min at 2 nd layer	Φ 17mm/130m	5000Kg
	0~2.5r/min		
	45/(90-95)s		
	100/90s		

LIFTING HEIGHT CURVE



LIFTING CAPACITY TABLES

Working Radius (m)	Outriggers fully extended and telescoping cylinder I fully extended, over sides and rear, 8 t counterweight						
	Boom Length (m)						
	11.6	15.8	20.1	26.4	32.7	39.0	45.0
3.0	60000	45000	34000				
3.5	50000	45000	34000				
4.0	45000	43000	34000	25000			
4.5	40500	40000	34000	25000			
5.0	37000	37000	33000	25000			
5.5	33000	33000	32000	25000			
6.0	30000	30000	30000	25000	20000		
7.0	25500	25500	25000	23000	19000	14000	
8.0	22000	21700	21500	21000	17500	13500	
9.0		18000	18000	19000	16000	12800	9500
10.0		15000	15000	16000	14600	12000	9300
11.0		12500	12500	13500	13400	11300	9100
12.0		10500	10500	11300	12000	10600	8600
14.0			7600	8600	9200	9100	7800
16.0			5600	6600	7200	7600	6900
18.0				5100	5700	6100	6100
20.0				3900	4500	4900	5200
22.0					3600	4000	4300
24.0					2850	3200	3500
26.0					2250	2600	2900
28.0						2100	2350
30.0						1650	1900
32.0						1250	1500
34.0							1200
36.0							900
38.0							650
l(m)	0	4.2	8.5	8.5	8.5	8.5	8.5
ll(m)	0	0	0	6.3	12.6	18.9	24.9
Reeving	12	11	8	6	5	4	3
Hook							60t

Working Radius (m)	Outriggers fully extended and telescoping cylinder I intermediately extended, over sides and rear, 8 t counterweight					
	Boom Length (m)					
	11.6	15.8	22.1	28.4	34.7	40.7
3.0	60000	45000	25000			
3.5	50000	45000	25000			
4.0	45000	43000	25000			
4.5	40500	40000	25000	21000		
5.0	37000	37000	25000	21000		
5.5	33000	33000	25000	21000		
6.0	30000	30000	25000	21000	14200	
7.0	25500	25500	25000	21000	14000	
8.0	22000	21700	22500	21000	13800	9700
9.0		18000	19000	19500	13000	9100
10.0		15000	16000	17000	12200	8600
11.0		12500	13500	14500	11400	8200
12.0		10500	11500	12500	10600	7800
14.0			8700	9400	9300	7100
16.0			6700	7400	7800	6500
18.0				5200	5900	6000
20.0					4800	5400
22.0					3900	4350
24.0						3500
26.0						2900
28.0						2400
30.0						
32.0						
34.0						
l(m)	0	4.2	4.2	4.2	4.2	4.2
ll(m)	0	0	6.3	12.6	18.9	24.9
Reeving	12	11	6	5	4	3
Hook						60t

LIFTING CAPACITY TABLES

Working Radius (m)	Outriggers fully extended and telescoping cylinder I fully retracted, over sides and rear, 8 t counterweight				
	Boom Length (m)				
	11.6	17.9	24.2	30.5	36.5
3.0	60000	25000			
3.5	50000	25000	22000		
4.0	45000	25000	22000		
4.5	40500	25000	22000		
5.0	37000	25000	22000	14200	
5.5	33000	25000	22000	14200	
6.0	30000	25000	22000	14000	10000
7.0	25500	25000	20000	13000	10000
8.0	22000	22000	18000	12000	10000
9.0		19500	16500	11200	9800
10.0		16500	15500	10600	9200
11.0		14000	14500	10000	8600
12.0		12000	12500	9400	8000
14.0		9000	9800	8300	7000
16.0			7800	7400	6200
18.0			6300	6600	5500
20.0				5500	5000
22.0				4600	4500
24.0				3900	4000
26.0					3400
28.0					2900
30.0					2500
l(m)	0	0	0	0	0
ll(m)	0	6.3	12.6	18.9	24.9
Reeving	12	6	5	4	3
Hook	60t				

Boom Configuration Angle(°)	Main Boom(m)+ Jib(m) Outriggers fully extended 8 t counterweight					
	45.0+9.5			45.0+16.0		
	0°	15°	30°	0°	15°	30°
80	5000	3300	2500	3000	2000	1400
78	4600	3300	2500	2900	1900	1400
76	4300	3300	2500	2700	1800	1300
74	4000	3100	2400	2500	1700	1250
72	3800	2900	2300	2300	1600	1200
70	3500	2700	2200	2150	1500	1150
68	3200	2600	2100	2000	1400	1100
66	3000	2500	2000	1850	1300	1050
64	2800	2400	1900	1750	1250	1000
62	2450	2200	1800	1650	1200	1000
60	2100	1950	1700	1550	1150	950
58	1850	1700	1550	1450	1100	950
56	1600	1450	1300	1250	1050	900
54	1350	1250	1100	1050	900	800
52	1150	1050	950	900	800	700
50	950	850	750	750	650	550
48	800	700	600	600	500	
46	650	550				
44	500					
Reeving	1					
Hook	5t					

LIFTING CAPACITY TABLES

Working Radius (m)	Outriggers fully extended and telescoping cylinder I fully extended, over sides and rear, 6 t counterweight						
	Boom Length (m)						
	11.6	15.8	20.1	26.4	32.7	39.0	45.0
3.0	60000	45000	34000				
3.5	50000	45000	34000				
4.0	45000	43000	34000	25000			
4.5	40500	40000	34000	25000			
5.0	36000	36000	33000	25000			
5.5	32000	32000	32000	25000			
6.0	29000	29000	29000	25000	20000		
7.0	24500	24500	24500	23000	19000	14000	
8.0	21000	20500	20500	21000	17500	13500	
9.0		16300	16300	17400	16000	12800	9500
10.0		13200	13200	14500	14600	12000	9300
11.0		11000	11000	12200	13000	11300	9100
12.0		9300	9300	10400	11000	10600	8600
14.0			6600	7700	8300	8700	7800
16.0			4700	5800	6400	6800	6900
18.0				4400	5000	5400	5700
20.0				3300	3900	4300	4600
22.0					3000	3400	3700
24.0					2350	2700	3000
26.0					1800	2150	2400
28.0						1650	1950
30.0						1250	1500
32.0						850	1100
34.0							850
36.0							600
l(m)	0	4.2	8.5	8.5	8.5	8.5	8.5
ll(m)	0	0	0	6.3	12.6	18.9	24.9
Reeving	12	11	8	6	5	4	3
Hook	60t						

Working Radius (m)	Outriggers fully extended and telescoping cylinder I intermediately extended, over sides and rear, 6t counterweight					
	Boom Length (m)					
	11.6	15.8	22.1	28.4	34.7	40.7
3.0	60000	45000	25000			
3.5	50000	45000	25000			
4.0	45000	43000	25000			
4.5	40500	40000	25000	21000		
5.0	36000	36000	25000	21000		
5.5	32000	32000	25000	21000		
6.0	29000	29000	25000	21000	14200	
7.0	24500	24500	25000	21000	14000	
8.0	21000	20500	21500	21000	13800	9700
9.0		16300	17900	18600	13000	9100
10.0		13200	14900	15600	12200	8600
11.0		11000	12600	13300	11400	8200
12.0		9300	10700	11400	10600	7800
14.0			7900	8600	9000	7100
16.0			5900	6600	7000	6500
18.0			4600	5300	5700	6000
20.0				4200	4600	4900
22.0				3300	3700	4000
24.0					3000	3300
26.0					2400	2700
28.0					1900	2200
30.0						1750
32.0						1400
34.0						1100
l(m)	0	4.2	4.2	4.2	4.2	4.2
ll(m)	0	0	6.3	12.6	18.9	24.9
Reeving	12	11	6	5	4	3
Hook	60t					

LIFTING CAPACITY TABLES

Working Radius (m)	Outriggers fully extended and telescoping cylinder I fully retracted, over sides and rear, 6 t counterweight				
	Boom Length (m)				
	11.6	17.9	24.2	30.5	36.5
3.0	60000	25000			
3.5	50000	25000	22000		
4.0	45000	25000	22000		
4.5	40500	25000	22000		
5.0	36000	25000	22000	14200	
5.5	32000	25000	22000	14200	
6.0	29000	25000	22000	14000	10000
7.0	24500	25000	20000	13000	10000
8.0	21000	21000	18000	12000	10000
9.0		18500	16500	11200	9800
10.0		15500	15500	10600	9200
11.0		13000	13800	10000	8600
12.0		11000	11800	9400	8000
14.0		8200	9000	8300	7000
16.0			7100	7400	6200
18.0			5700	6100	5500
20.0				5000	5000
22.0				4100	4300
24.0				3400	3600
26.0					3000
28.0					2500
30.0					2100
l(m)	0	0	0	0	0
ll(m)	0	6.3	12.6	18.9	24.9
Reeving	12	6	5	4	3
Hook	60t				

Working Radius (m)	Outriggers intermediately extended and telescoping cylinder I fully extended, over sides and rear, 6 t counterweight						
	Boom Length (m)						
	11.6	15.8	20.1	26.4	32.7	39.0	45.0
3.0	45000	45000	34000				
3.5	42000	42000	34000				
4.0	38000	38000	34000	25000			
4.5	34000	34000	34000	25000			
5.0	29000	29000	28000	25000			
5.5	24500	24000	23500	23500			
6.0	20500	20000	20000	20500	20000		
7.0	15000	14500	14300	15500	16000	14000	
8.0	11500	11000	10800	12000	12500	13100	
9.0		8500	8500	9600	10200	10800	9500
10.0		6800	6800	7900	8500	9000	9300
11.0		5400	5400	6400	7000	7500	7900
12.0		4300	4300	5300	5900	6300	6700
14.0			2700	3600	4200	4600	4900
16.0			1500	2400	3000	3300	3600
18.0				1500	2100	2400	2700
20.0				800	1400	1700	2000
22.0					800	1100	1400
24.0						700	1000
26.0							600
l(m)	0	4.2	8.5	8.5	8.5	8.5	8.5
ll(m)	0	0	0	6.3	12.6	18.9	24.9
Reeving	12	11	8	6	5	4	3
Hook	60t						

LIFTING CAPACITY TABLES

Working Radius (m)	Outriggers intermediately extended and telescoping cylinder I intermediately extended, over sides and rear, 6 t counterweight					
	Boom Length (m)					
	11.6	15.8	22.1	28.4	34.7	40.7
3.0	45000	45000	25000			
3.5	42000	42000	25000			
4.0	38000	38000	25000			
4.5	34000	34000	25000	21000		
5.0	29000	29000	25000	21000		
5.5	24500	24000	24500	21000		
6.0	20500	20000	21500	21000	14200	
7.0	15000	14500	16000	16500	14000	
8.0	11500	11000	12400	13000	13500	9700
9.0		8500	9900	10500	11000	9100
10.0		6800	8000	8800	9300	8600
11.0		5400	6700	7400	7900	8200
12.0		4300	5600	6200	6700	7000
14.0			3900	4500	4900	5200
16.0			2700	3200	3600	3900
18.0			1800	2300	2700	3000
20.0				1600	2000	2300
22.0				1100	1500	1700
24.0					1050	1250
26.0					650	850
28.0						550
l(m)	0	4.2	4.2	4.2	4.2	4.2
ll(m)	0	0	6.3	12.6	18.9	24.9
Reeving	12	11	6	5	4	3
Hook	60t					

Working Radius (m)	Outriggers intermediately extended and telescoping cylinder I fully retracted, over sides and rear, 8 t counterweight				
	Boom Length (m)				
	11.6	17.9	24.2	30.5	36.5
3.0	45000	25000			
3.5	42000	25000	22000		
4.0	38000	25000	22000		
4.5	34000	25000	22000		
5.0	29000	25000	22000	14200	
5.5	24500	25000	22000	14200	
6.0	20500	21500	20000	14000	10000
7.0	15000	16000	17000	13000	10000
8.0	11500	12500	13000	12000	10000
9.0		10400	11000	11200	9800
10.0		8600	9200	9600	9200
11.0		7100	7700	8100	8400
12.0		6000	6600	7000	7200
14.0		4300	4900	5300	5500
16.0			3700	4100	4300
18.0			2800	3100	3300
20.0				2400	2600
22.0				1800	2000
24.0				1400	1600
26.0					1200
28.0					850
30.0					600
l(m)	0	0	0	0	0
ll(m)	0	6.3	12.6	18.9	24.9
Reeving	12	6	5	4	3
Hook	60t				

LIFTING CAPACITY TABLES

Angle (°)	Main Boom(m) Jib(m) Outriggers fully extended, 8 t counterweight					
	45.0+9.5			45.0+16.0		
	0°	15°	30°	0°	15°	30°
80	5000	3300	2500	3000	2000	1400
78	4600	3300	2500	2900	1900	1400
76	4300	3300	2500	2700	1800	1300
74	4000	3100	2400	2500	1700	1250
72	3800	2900	2300	2300	1600	1200
70	3500	2700	2200	2150	1500	1150
68	3200	2600	2100	2000	1400	1100
66	3000	2500	2000	1850	1300	1050
64	2800	2400	1900	1750	1250	1000
62	2450	2200	1800	1650	1200	1000
60	2100	1950	1700	1550	1150	950
58	1850	1700	1550	1450	1100	950
56	1600	1450	1300	1250	1050	900
54	1350	1250	1100	1050	900	800
52	1150	1050	950	900	800	700
50	950	850	750	750	650	550
48	800	700	600	600	500	
46	650	550				
44	500					
Reeving	1					
Hook	5t					

Angle (°)	Main Boom(m)+ Jib(m) Outriggers fully extended, 6t counterweight					
	45.0+9.5			45.0+16.0		
	0°	15°	30°	0°	15°	30°
80	5000	3300	2500	3000	2000	1400
78	4600	3300	2500	2900	1900	1400
76	4300	3300	2500	2700	1800	1300
74	4000	3100	2400	2500	1700	1250
72	3800	2900	2300	2300	1600	1200
70	3500	2700	2200	2150	1500	1150
68	3200	2600	2100	2000	1400	1100
66	2900	2500	2000	1850	1300	1050
64	2600	2200	1900	1750	1250	1000
62	2200	1950	1800	1650	1200	1000
60	1900	1650	1550	1450	1150	950
58	1550	1400	1300	1200	1100	950
56	1300	1200	1100	1000	900	800
54	1050	950	850	800	700	600
52	850	750	650	600	500	
50	650	550				
48	500					
Reeving	1					
Hook	5t					

TECHNICAL SPECIFICATIONS

Crane Superstructure	
Main boom	5-section U-shaped 11.6m-45m boom, made of high-tensile steel plate, providing the boom with excellent bending-resistance capacity, super load bearing capacity, light deadweight, large lateral stiffness and low end deflection.
Jib	Standard 2 section lattice jibs(10.4m,17.5m), offset: 0°, 15°, 30°.
Winch	Main winch and auxiliary winch mechanisms are driven by an axial plunger hydraulic motor with a built-in planetary gear reducer to lift or lower the hook, Diameter:Φ17.0 mm, Strength grade: 1870 N/mm ² , Length of main hoist rope: 210 m, Length of auxiliary hoist rope: 130 m
Main and auxiliary hooks	Main hook: 50 t, installed with 6 pulleys, a mounting lug at its end and a rotatable hook and hook latch.auxiliary hook:5t, with a hook latch to preventing the load from rotating and slipping.
Electrical system	DC 24V, superstructure with CAN BUS technology.
Operator's cab	New cab with spacious room and man-machine friendly layout offers a comfortable operating experience. AC and heater.
Safety devices	Hoisting limit switch, Hook latch, The 5th outrigger overpressure protection device, Two-way hydraulic lock, Balance valve, Overflow valve etc.
Crane Carrier	
Chassis frame	Made by ZOOMLION with high-tensile steel plate.
Outrigger	2 stage H-type outriggers with wide spread 7.4m(W)*6.05m(L), 5th outrigger.
Engine	WEICHAI WP9H336E62 diesel engine, output 247KW, max. torque 1600N*m.
Transmission	FAST mechanical gear box with 10 forward gears and 2 reverse gears.
Suspension	Front axle leaf steel spring suspension and rear axle V-shaped rubber suspension.
Steering	Front 2 axles steering with power steering assistant system.
Brake	Service brake, parking brake and emergency brake and auxiliary brake.
Tires	Total 12 tires with one spare tire, tire size: 13R22.5/12.00R20
Driver's cab	Modern and luxury driver's cab with man-machine friendly layout offers a comfortable operating experience. AC and heater.

MAIN TECHNICAL PARAMETERS

Item		Value	Remarks	
Working performance	Max.lifting capacity	kg	60000	
	Max. load moment of basic boom	kN.m	1813	
	Max.load moment of main boom(fully extended)	kN.m	1082	
	Max.lifting height of basic boom	m	12.6	
	Max.lifting height of main boom	m	45.5	Boom deflections not shown
	Max.lifting height of jib	m	61	
Working speeds	Max.single rope speed (main winch)	m/min	135	at 4th layer
	Max.single rope speed (auxiliary winch)	m/min	120	at 2nd layer
	Boom derricking up time	s	45	
	Boom telescoping out time	s	100	
	Slewing speed	r/min	0-2.5	